






## Student Choice Board

Your reader can boost their literacy skills all year long with these fun activities. Have them go for five in a row, or try to fill the whole board!

<p>Find a newspaper article to read aloud. Practice first to make your voice sound natural as you read. Then, make a recording of yourself as a newscaster.</p>	<p>Play a game of catch. Pick a prefix (<i>in-</i> or <i>fore-</i>) or suffix (<i>-ity</i> or <i>-ic</i>). Say a word with that word part, and pass the ball, thinking of a new word each time.</p>	<p>Interview friends and family members about their favorite books. Ask them to tell you what each book is about and what they like about it.</p>	<p>Find an example of each of these text features: a table of contents, an index, a glossary, a labeled diagram, a captioned photo, a heading, and a subheading.</p>	<p><i>accurate • expand • remote • significant • superior</i></p> <p>For each word, write a synonym and an antonym. Then, think of your own set of related words.</p>
<p><i>perspective • issue • conflict • resolution • despite</i></p> <p>Look up the definition of each word, and write it down. Then, write a paragraph using all five words.</p>	<p>Read a historical fiction book. List five facts about history you learned from the book.</p>	<p>Write about a time you disagreed with someone. Then, rewrite the same story, but from the other person's perspective.</p>	<p>Read two books by the same author. Draw a Venn diagram to show what is similar and what is different.</p> 	<p>Use the letters in <i>Summer Reading Bingo Challenge</i> to make as many smaller words as you can.</p>
<p>In a book you're reading, find five words you don't know. Try to figure out the meaning by looking for clues in the words around it. Then, use a dictionary to check your guesses.</p>	<p>Create a presentation that shows how two sports are alike and how they're different. Use compare and contrast signal words and phrases like <i>in contrast</i> and <i>similarly</i>.</p>	<p>FREE</p>  <p>SPACE</p>	<p>Draw a picture of yourself standing next to a book character. Label details in the picture to show how you and the character are the same and how you are different.</p>	<p>Read a new book, and write a review. Describe what you liked and what you didn't like. Share your review with a friend or family member.</p>
<p>Read two articles on the same topic. Use a Venn diagram to show which information is in both texts and which is in only one.</p> 	<p>Find a poem you like, and practice reading it aloud. Then, create a beat to go with it. (Try tapping a pencil on a table!) Record yourself reading the poem in rhythm to the beat.</p>	<p>Read a science fiction or fantasy book. Describe a character who reminds you of someone you know or a scene from the book that reminds you of something in your life.</p>	<p>Write to your favorite author. Share what you like about their books. Ask a question or suggest an idea for a new book.</p>	<p>Start a word collection. Listen for words you don't know, look up their definitions, and write them down. Add a star next to each word every time you use it yourself!</p>
<p>Find a book you've never read, and look at its front cover. Write a short story about what you predict the book will be about.</p>	<p><i>train • staple • limit • design • practice</i></p> <p>These words can be a noun or a verb. Write two sentences for each – one using the word as a noun and one as a verb.</p>	<p>Go on a grammar scavenger hunt. In a book you're reading, find and list ten nouns, ten verbs, and ten adjectives. Use those words to write a short story.</p>	<p>Read a realistic fiction book. What lesson do the characters learn about life? Write a paragraph about this theme.</p>	<p>Write at least one word for each of these Greek word parts: <i>bio</i> (life), <i>phys</i> (body), <i>phon</i> (sound), <i>tele</i> (far), <i>micro</i> (small), and <i>biblio</i> (book). Use a dictionary to help!</p>